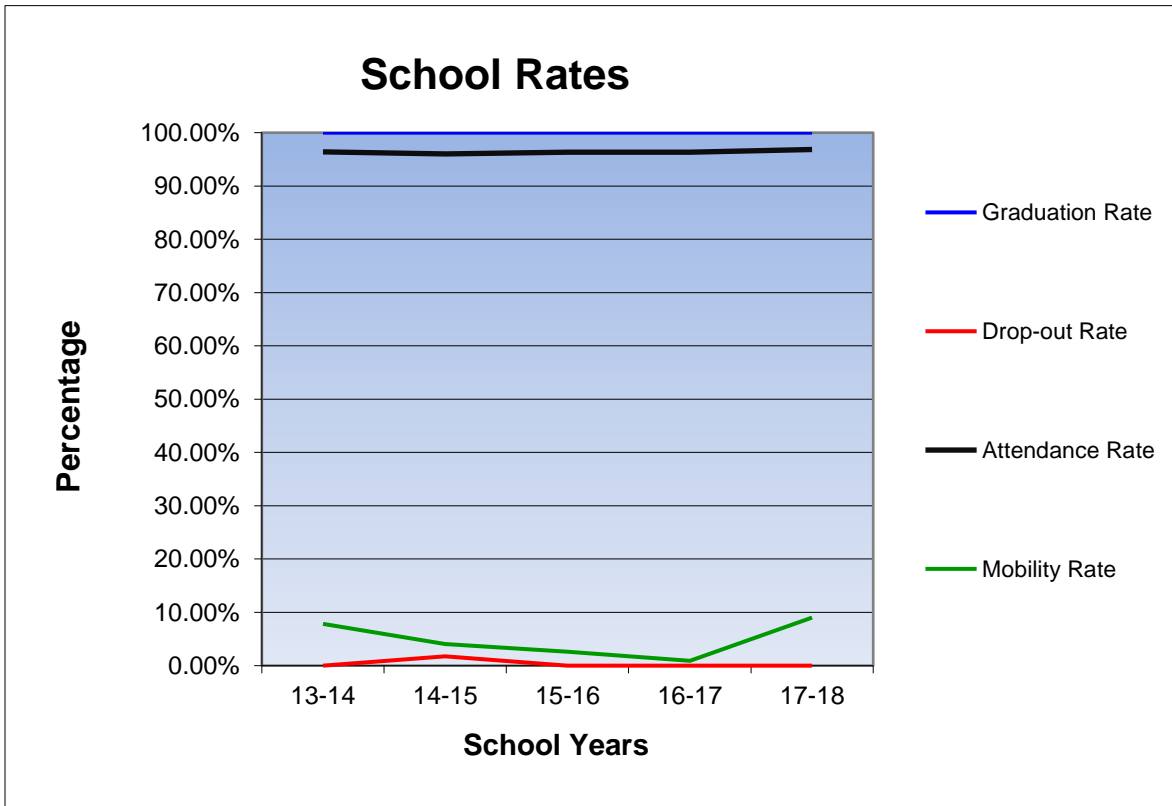


Section 3 – School & Community Contexts for Learning

School

Graduation, Drop Out, Attendance & Mobility Rates



The table above summarizes the districts graduation, drop-out, attendance, and mobility rates. The district's graduation rate remains high and drop-out rate low.


Average Class Size & Teacher/Student Ratio

Over the past five years, the average class size has grown slightly. Currently, the average class size in the elementary is 11 while the average size in the secondary is 10.

The student-teacher ratio has remained fairly stable with a ratio around 7:1.

Class Offerings & Graduation Requirements

Chambers Public Schools complies with Nebraska Department of Education Rule 10. The district offers 350.0 instructional units at the high school.



The pie chart above shows the complete breakdown of Chambers Public Schools course offerings. The number following the category indicates the total number of instructional units offered within that subject area.

Chambers Public Schools requires students to accumulate 250 credit hours for graduation. The table below shows the current requirements.

<u>Graduation Requirements</u>	<u>Units</u>
Language Arts	40
Math	30
Science	30
Social Studies	30
Music or Art	10
Health	5
Physical Education	5
Vocational Education	30
Total # of credits for graduation.....	250

Students must take 3 years of social studies, science, and math for graduation. Students who graduate in the year 2019 and beyond must accumulate 250 credit hours to graduate.

Enrollment in Advanced/Dual Credit College Courses

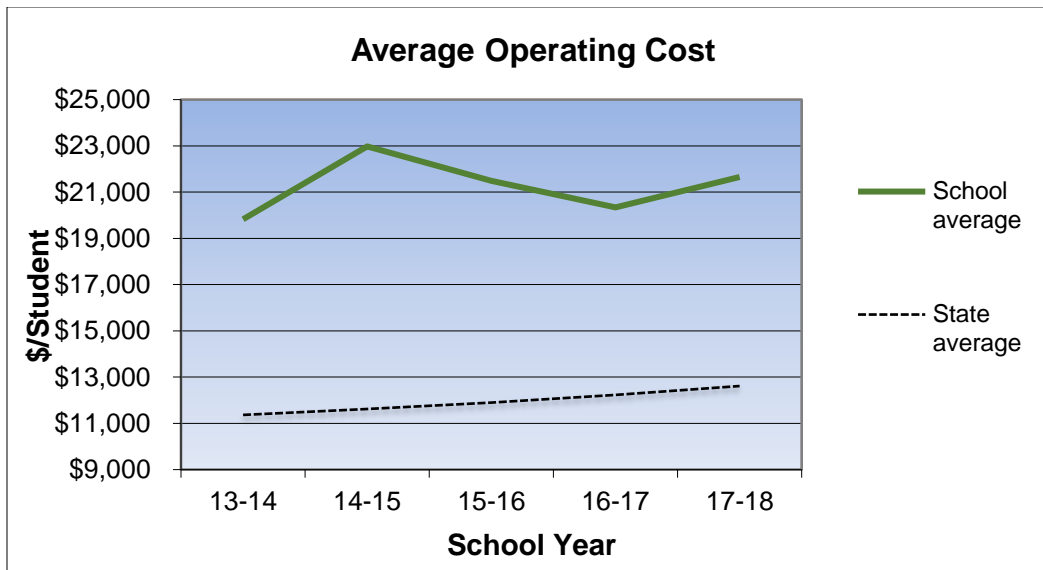
Chambers Public Schools offers students the opportunity to take Dual-Credit Courses in conjunction with Northeast Community College. Students enrolled in a Dual-Credit Course receive high school credit and college credit upon successful completion of the course. In addition, students may take college classes off-campus at Northeast Community College in O’Neill.

Parent/Teacher Attendance Percentage

Parent/ Teacher conference attendance continues to be high in the elementary and secondary schools. In the fall of 2019, over 90% of parents attended elementary conferences while over 75% of parents attended secondary conferences.

Operating Expenditures/Pupil Cost (Local vs. State Average)

The district’s expenditures/pupil cost has seen the district’s average exceed the state average over the past five years.



Staff

Certificated

During the 18-19 school year, Chambers Public Schools employed a superintendent, principal/activities director, guidance counselor/ librarian, and 19 staff members.

The staff is entirely Caucasian. Forty-one percent of the staff is male while fifty-nine percent of the staff is female. Over thirty percent of the staff has an advanced degree and the average tenure of staff in the district is twenty-three years.

Non-Certificated

Chambers Public Schools employed fourteen non-certificated staff members during the 2018-2019 school year. The breakdown of the fourteen non-certificated staff members is as follows: 2 administrative assistants, 2 para-professionals, 2 custodians, 3 food personnel, and 5 transportation personnel. All non-certificated personnel were Caucasian with five males and nine females.

Community

Community Demographics (Census Data)

Chambers has a population of 268 people per the 2010 census. The racial makeup of the village was 100% Caucasian, with Hispanic or Latino making up 0.7% of the population. Approximately twenty percent of the households had school-age children in them. The median age in the village was fifty-four years. The population was comprised of forty-nine percent male and fifty-one percent female.

Parent Surveys

Please follow the links below to access the recent parent surveys conducted by Chambers Public Schools.

[2017-18 Parent Survey](#)

[2018-19 Parent Survey](#)